



CCLASSICAL SSTYLE IINVESTIGATION

After the Philadelphia Centennial of 1876, Americans developed a new zeal for their colonial past. Architects began studying Georgian and Adam buildings, and by the turn of the century, many of Joplin's most prominent men-built homes in the favored classic revival styles.

You will be looking at several different style homes, and your objective is to uncover certain classical elements that can be found on these structures. The architectural scene of your search will be in the boundaries of First to Seventh Street on Sergeant Ave. All elements of style can be seen from the sidewalk. Be sure to investigate the entire structure closely, for the element may be in some obscure location.

Good luck with your investigation! Do not forget, the architectural element guide will help you identify the classical elements you are searching for.

Items needed: A compass and a pen!

START: From the northeast corner of Fourth and Sergeant, stop, turn around and look up.

1. Perched way up high stand three similar elements in a row, but one is broken. **Which element am I?**

Tidbit of Information: Take a nostalgic ride on Joplin's trolley, which is reminiscent of the system that A.H. Rogers brought to the city in the late 19th century. It began as a mule car line but was electrified in the early 20th century.

Cross Fourth Street and keep to the path heading south on the east side of Sergeant. Stop at the house located on the corner of Fifth and Sergeant.

2. My burden is heavy, but I have eleven friends to help me carry the load. **Which element am I?**

Tidbit of Information: This house has suffered two devastating fires. One claimed the life of the original owner, Fletcher Snapp. Snapp was in Joplin High School's first graduating class.

Stay the course south on the east side. You should find yourself at the fourth house down from Sixth and Sergeant.

3. I enclose an outdoor space where visitors can catch the breeze. **Which element am I?**

Tidbit of Information: When George N. Spiva bought this home in 1917, he created a spectacular rose garden that drew visitors from all around.

Time to cross Sergeant to the west side and move north one block to the middle brick structure.

4. I have a wide wood smile with many teeth. Fortunately, I don't have to worry about cavities. **Which element am I?**

Continue north on the west side passing a castle-like structure. Stroll across Fourth Street and keep on walking north. Beware of the LIONS! Follow a white iron fence to a house of the same color.

5. Peering from my two eyes, I can see you on your hunt for classical architectural details. **Which element am I?**

Tidbit of Information: It was a custom of the day to paint the porch ceiling blue to mimic the sky and thus keep birds and wasps from building their nests there.

Forge north to the 100 block of Sergeant and cross over to the east side. Find the house that sits second from the southeast corner of First and Sergeant.

6. The three of us form a complete view, and our curves meet at the keystone. **Which element am I?**

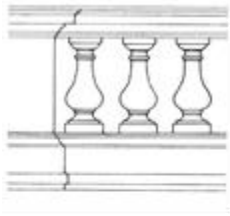
Turn back to the south. Trek forward south on the east side and cross Second Street again. On the 200 block of Sergeant, one final element awaits you. There are only two houses, so you will have to hunt.

7. We are quite a pair perched up high even though we are not broken. Peer closely for the leaves may hide our curves. **Which element are we?**

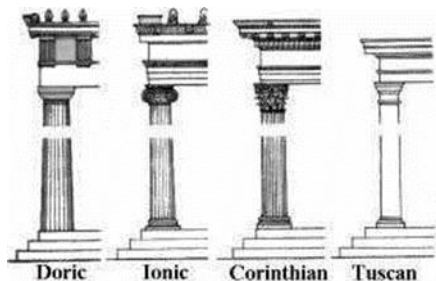
Tidbit of information: Take note of the stone wall that not only encloses this home but the entire block.

Architectural Element Guide

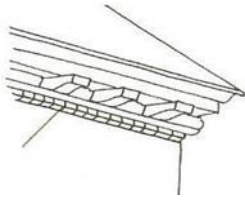
Balustrade-a series of balusters with a rail



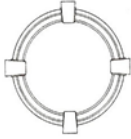
Bracket-A support element under eaves or other overhangs; often more decorative than functional



Column-an upright support consisting of a cylindrical base with a base and capital. Above are four styles of classical columns.



Dentil-one of a series of small, rectangle blocks, arranged like a row of teeth. Generally used as an ornament on the molding of a cornice



Oculus-A circular window. Also called a bull's-eye




Pointed

Curved

Broken

Pediment-Any similar triangular crowning element used over doors, windows and niches. Above is the more common triangular pediment with two variants of the element.



Palladian window-A large window that is divided into three parts. The center section is larger than the two side sections and is usually arched.

Congratulations! You are quite the investigator. Please check our web site on the walking tours tab at www.murphysburg.org for the answers.

There are many other architectural treasures that remain. We welcome you to return and investigate on your own. Thanks for taking an interest in the Murphysburg Residential Historic District.

Historic Murphysburg Preservation, Inc. is a non-profit 501(c) (3) corporation governed by a volunteer board. The organization is dedicated to the preservation of historic homes in Joplin's only designated residential historic district. Their mission is to implement charitable and educational activities that promote and stimulate historic preservation throughout the city Revised 7.18.2010

No part of this brochure may be used or reproduced in any manner without written permission from Historic Murphysburg Preservation.