

CSI: MURPHYSBURG

Joplin, MO



FREE Self - Guided Walking Tour

CLASSICALSTILEINVESTIGATION

After the Philadelphia Centennial of 1876, Americans developed a new zeal for their colonial past. Architects began studying Georgian and Adam buildings, and by the turn of the century, many of Joplin's most prominent men built homes in the favored classic revival styles.

You will be looking at several different style homes, and your objective is to uncover certain classical elements that can be found on these structures. The architectural scene of your search will be in the boundaries of First to Seventh Street on Sergeant Ave. All elements of style can be seen from the sidewalk. Be sure to investigate the entire structure closely, for the element may be in some obscure location.

Inside is the architectural guide that contains the elements of style you are required to uncover.

Good luck with your investigation! Don't forget, the architectural element guide will help you identify the classical elements you are searching for.

Items needed: A compass and a pen!

Please be cautious and watch for traffic

**START: From the northeast corner of Fourth and Sergeant, stop,
turn around and look up.**

1. Perched way up high stand three similar elements in a row, but one is broken. Which element am I?

Tidbit of Information: Take a nostalgic ride on Joplin's new trolley, which is reminiscent of the system that A.H. Rogers brought to city in the late 19th century. It began as a mule car line but was electrified in the early 20th century.

??

Cross Fourth Street and keep to the path heading south on the east side of Sergeant. Stop at the house located on the corner of Fifth and Sergeant.

2. My burden is heavy, but I have eleven friends to help me carry the load. Which element am I?

Tidbit of Information: This house has suffered two devastating fires. One claimed the life of the original owner, Fletcher Snapp.

Snapp was in Joplin High School's first graduating class.

??

Stay the course south on the east side. You should find yourself at the fourth house down from Sixth and Sergeant.

3. I enclose an outdoor space where visitors can catch the breeze. Which element am I?

Tidbit of Information:


When George N. Spiva bought this home in 1917, he created a spectacular rose garden that drew visitors from all around.

??

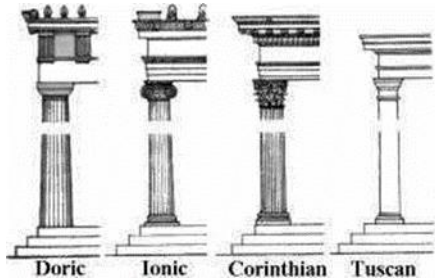
Time to cross Sergeant to the west side and move north one block to the middle brick structure.

Architectural Element Guide

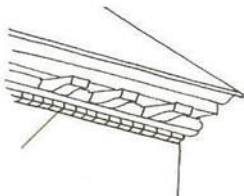
Balustrade-a series of balusters with a rail



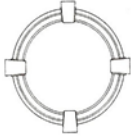
Bracket-A support element under eaves or other overhangs; often more decorative than functional



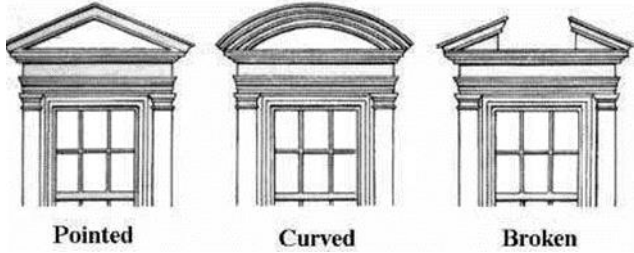
Column-an upright support consisting of a cylindrical base with a base and capital. here are four styles of classical columns.




Dentil-one of a series of small, rectangle blocks, arranged like a row of teeth. Generally used as an ornament on the molding of a cornice



Oculus-A circular window. Also called a bull's-eye



Pointed **Curved** **Broken** Pediment-Any similar triangular crowning element used over doors, windows and niches. Above is the more common triangular pediment with two variants of the element.



Palladian window-A large window that is divided into three parts. The center section is larger than the two side sections and is usually arched.

Congratulations! You are quite the investigator. Please check our web site on the walking tours tab at www.murphysburg.org for the answers.

There are many other architectural treasures that remain. We welcome you to return and investigate on your own. Thanks for taking an interest in Murphysburg Residential Historical District.

Historic Murphysburg Preservation, Inc. is a non-profit 501(c) (3) corporation governed by a volunteer board. The organization is dedicated to the preservation of historic homes in Joplin's only designated residential historic district. Their mission is to implement charitable and educational activities that promote and stimulate historic preservation throughout the city Revised 7.18.2010

No part of this brochure may be used or reproduced in any manner without written permission from Historic Murphysburg Preservation.